


# Year 2

## Plants Test 3 (end of topic)

Name: \_\_\_\_\_ Class: \_\_\_\_\_ Date: \_\_\_\_\_

1. Give **two** ways in which these seeds are different from each other.



KUWS



2 marks





2. Class 2 is investigating what cress seeds need to start growing.

a) Group 1 wants to find out if seeds need water.

They put some seeds in a dish with water.

They put other seeds in a dish with no water.

They put both dishes of seeds near the window.

	With water	No water
After two days		
After four days		

Draw what the seeds look like after two days with no water.

A



1 mark



Total for this page

- b)** Group 2 wants to find out if seeds need light to start to grow. They put some seeds in a dish with water and put it near the window.
- They put other seeds in a dish with water and put it in the cupboard.
- After four days, they looked at the seeds.

**i)** Did the seeds near the window grow?

**yes**  **no**

KU

1 mark

**ii)** Did the seeds in the cupboard grow?

**yes**  **no**

KU

1 mark

- c)** Daniel said that Group 2 should not have given the seeds in the cupboard any water.

**i)** Is he right?

**yes**  **no**

AWS

1 mark

**ii)** Explain why.

.....

.....

AWS


1 mark

Total for this page

3. Ali bought his mum some bulbs for her birthday.

The instructions say:

- Plant the bulbs in a pot.
- Water the bulbs.
- Put the bulbs in a warm cupboard for a week.



Mum thinks bulbs need to be in the light. They will not start to grow in the cupboard.

a) Is she right?

yes                       no

b) Explain why.

.....  
.....

A  
  
1 mark

A  
  
1 mark

4. What does a seed need so that it can start to grow?

.....

KU  
  
1 mark

/10  
**Total for this test**